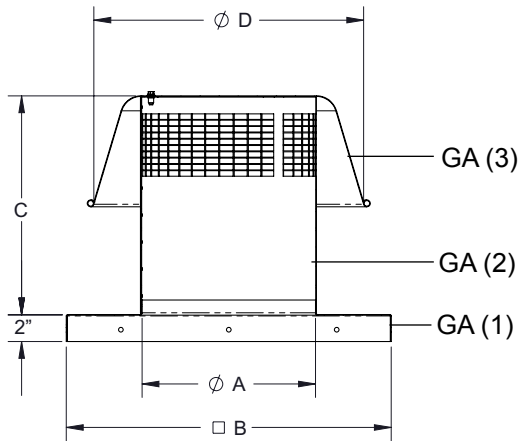




P: 866.733.0233
www.solerpalaucanada.com

MODEL RCXII (sizes 6-20) CURB MOUNT SPUN ALUMINUM GRAVITY VENTILATORS



STANDARD FEATURES

- Five year warranty
- Low contour spun aluminum hood for attractive appearance.
- All heavy-gauge aluminum
- Weather resistant design for long life and maintenance free operation.
- Integrated aluminum birdscreen is standard.
- Available in 8 sizes for a wide range of performance capabilities.
- One piece welded curb cap with round spun inlet for maximum efficiency.
- Shipped completely assembled for ease in installation.
- Intake or exhaust.
- Low pressure drop

Optional factory prefabricated curbs available to fit all sizes of units listed.

Model No.	Throat Area sq. ft.	Dimensions (in.)				Material Gauge			Estimated Weight (lbs)	Nominal Damper Size
		A	B	C	D	1	2	3		
6	0.3	7	16.5	8	18	18	18	18	4.35	8 x 8
8	0.4	9	16.5	10	18	18	18	18	4.72	8 x 8
10	0.7	11	24	10	25	18	18	18	7.98	15 x 15
12	0.9	13	24	10	25	18	18	18	8.37	15 x 15
14	1.2	15	24	12	32	18	16	18	11.08	15 x 15
16	1.6	17	24	14	32	18	16	18	11.67	15 x 15
18	2.0	19	29.5	14	32	18	16	18	14.77	21 x 21
20	2.4	21	29.5	16	36	18	16	18	15.95	21 x 21

ACCESSORY ITEMS	1	2	3	4	5	ACCESSORY ITEMS	1	2	3	4	5
<input type="checkbox"/>						<input type="checkbox"/>					
<input type="checkbox"/>						<input type="checkbox"/>					
<input type="checkbox"/>						<input type="checkbox"/>					
<input type="checkbox"/>						<input type="checkbox"/>					
<input type="checkbox"/>						<input type="checkbox"/>					

Project: _____ Submitted: _____
 Customer: _____ Approved: _____
 Location: _____



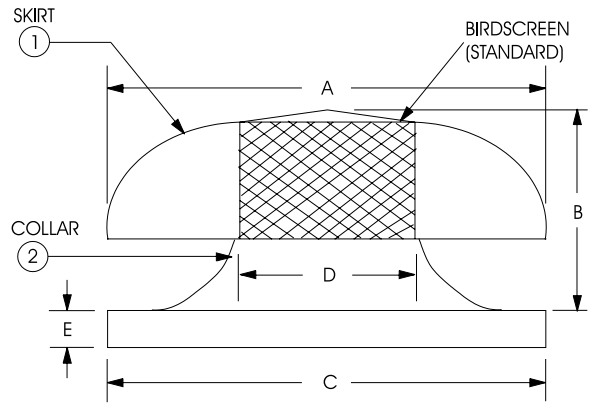
P: 866.733.0233
www.solerpalaucanada.com

MODEL RCXII (sizes 24-36) CURB MOUNT SPUN ALUMINUM GRAVITY VENTILATORS



STANDARD FEATURES

- Five year warranty
- Low contour spun aluminum hood for attractive appearance.
- All heavy-gauge aluminum
- Weather resistant design for long life and maintenance free operation.
- Galvanized birdscreen is standard.
- Available in 11 sizes for a wide range of performance capabilities.
- One piece welded curb cap with round spun inlet for maximum efficiency.
- Shipped completely assembled for ease in installation.
- Intake or exhaust.
- Low pressure drop



Optional factory prefabricated curbs available to fit all sizes of units listed.

Model No.	Throat Area sq. ft.	Dimensions (in.)					Material Gauge		Estimated Weight	Nominal Damper Size
		A	B	C	D	E	1	2		
24	3.30	43-3/4	12-1/2	35-1/2	24-5/8	2	0.063	0.063	57	27 x 27
26	3.69	43-3/4	17-3/8	35-1/2	26	2	0.063	0.063	57	27 x 27
30	5.16	43-3/4	17-3/8	42-1/2	30-3/4	2	0.063	0.080	75	34 x 34
33	5.94	54-3/4	17-3/8	42-1/2	33	2	0.100	0.080	75	34 x 34
36	7.06	54-3/4	17-3/8	42-1/2	36	2	0.100	0.080	90	34 x 34

ACCESSORY ITEMS	1	2	3	4	5	ACCESSORY ITEMS	1	2	3	4	5
<input type="checkbox"/>						<input type="checkbox"/>					
<input type="checkbox"/>						<input type="checkbox"/>					
<input type="checkbox"/>						<input type="checkbox"/>					
<input type="checkbox"/>						<input type="checkbox"/>					
<input type="checkbox"/>						<input type="checkbox"/>					

Project: _____ Submitted: _____
 Customer: _____ Approved: _____
 Location: _____

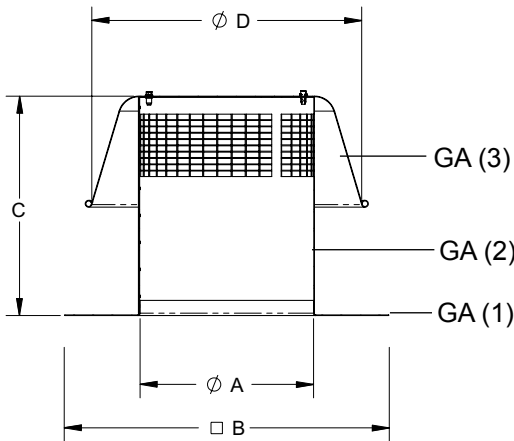
Subject to change unless approved in submittal by S&P.
RCXII_Submittal_24-36-01-10





P: 866.733.0233
www.solerpalaucanada.com

MODEL RCXII-SF SELF FLASHING SPUN ALUMINUM GRAVITY VENTILATORS



STANDARD FEATURES

- Five year warranty
- Low contour spun aluminum hood for attractive appearance.
- All heavy-gauge aluminum
- Weather resistant design for long life and maintenance free operation.
- Integrated aluminum galvanized birdscreen is standard.
- Available in 8 sizes for a wide range of performance capabilities.
- Shipped completely assembled for ease in installation.
- Intake or exhaust.
- Low pressure drop

Model No.	Throat Area sq. ft.	Dimensions (in.)				Material Gauge			Estimated Weight (lbs)
		A	B	C	D	1	2	3	
6	0.3	7	18	10	14	18	18	18	4.01
8	0.4	9	18	12	14	18	18	18	5.01
10	0.7	11	24	14	20	18	18	18	7.15
12	0.9	13	24	16	20	18	18	18	7.54
14	1.2	15	28	18	27	18	16	18	11.82
16	1.6	17	28	20	27	18	16	18	12.35
18	2.0	19	28	22	27	18	16	18	14.27
20	2.4	21	32	22	30	18	16	18	15.47

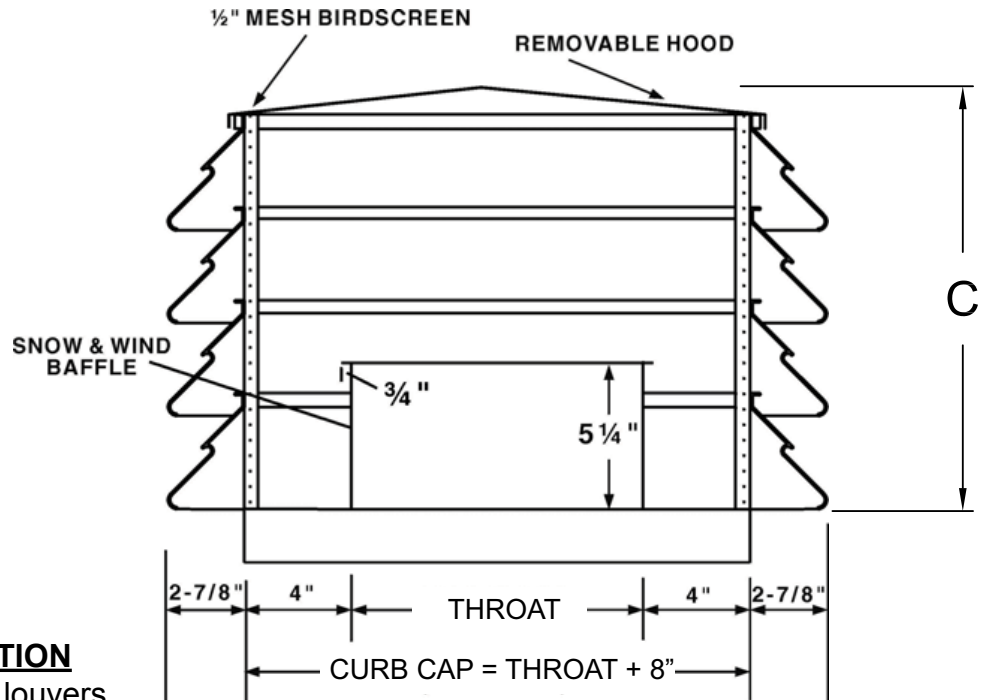
ACCESSORY ITEMS	1	2	3	4	5	ACCESSORY ITEMS	1	2	3	4	5
<input type="checkbox"/>						<input type="checkbox"/>					
<input type="checkbox"/>						<input type="checkbox"/>					
<input type="checkbox"/>						<input type="checkbox"/>					
<input type="checkbox"/>						<input type="checkbox"/>					
<input type="checkbox"/>						<input type="checkbox"/>					

Project: _____ Submitted: _____
 Customer: _____ Approved: _____
 Location: _____



P: 866.733.0233
www.solerpalaucanada.com

MODEL RLX INTAKE/RELIEF ALUMINUM LOUVERED PENTHOUSE



STANDARD CONSTRUCTION

- Heavy-gauge aluminum louvers.
- Aluminum roof with cross-breaks.
- Mitered curb cap base with welded corners.
- Birdscreen - 1/2" x 1" galvanized mesh wire.
- Removable roof for interior access.

ITEM	CFM	SP (IN.WG)	THROAT VELOCITY FPM	THROAT SIZE		HEIGHT ABOVE CURB	# OF LOUVERS
				LENGTH	WIDTH		
1							
2							
3							
4							
5							

- Specify unit by throat lengths, width and height above curb when ordering.
- Sizes greater than 84" ship in multiple pieces.

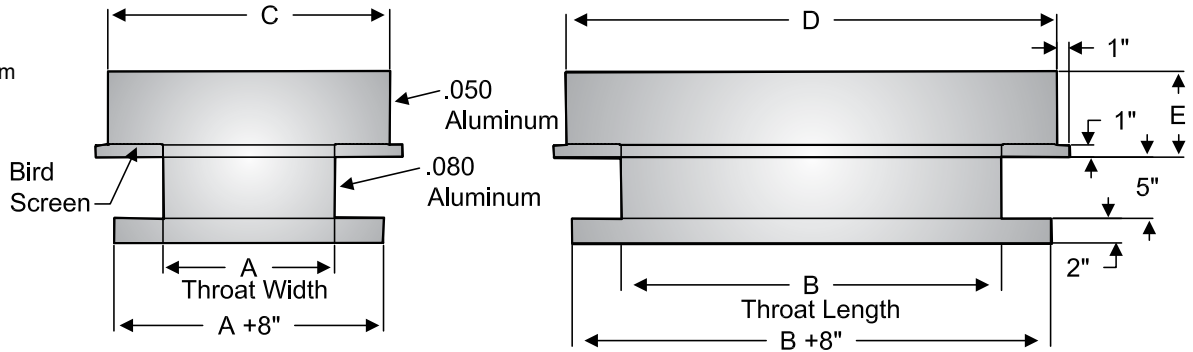
ACCESSORY ITEMS	1	2	3	4	5	ACCESSORY ITEMS	1	2	3	4	5
<input type="checkbox"/>						<input type="checkbox"/>					
<input type="checkbox"/>						<input type="checkbox"/>					
<input type="checkbox"/>						<input type="checkbox"/>					
<input type="checkbox"/>						<input type="checkbox"/>					
<input type="checkbox"/>						<input type="checkbox"/>					

Subject to change unless approved in submittal by S&P.
RLX_Submittal_0107(InDesign, pg1)



P: 866.733.0233
www.solerpalaucanada.com

MODEL BGH INTAKE/RELIEF GRAVITY HOODS



STANDARD FEATURES

- All aluminum or steel construction with standard mill finish.
- All curb base corners miter cut and continuous welded.
- Hood reinforced and braced for extra strength.
- Hood assembled with standing and snap back seams secured with spot welds.
- Hood perimeter opening area same as throat area.

Relief 1:1 ratio

Intake 2:1 ratio

- Birdscreen of 1/2" x 1/2" mesh galvanized welded wire.
NOT AVAILABLE W/ FILTERS
- Hood has wide overhang for storm protection.

OPTIONS

- **Hinged Hood** - For easy access.
- **Insulated Hood** - Rubberized anti-condensate under coating or 1" BAT type glass fiber.
- **Filters** - Permanent type 1" or 2" thick cleanable aluminum mesh.
- **Insect Screens** - Aluminum 18 mesh in perimeter opening.
- **Aluminum Birdscreen** - Diamond shaped 1/2" x 1" flattened expanded aluminum .060" thick.
- **Storm Construction** - Extra heavy internal reinforcement and bracing.
- **Decorative Coatings** - Industrial grade enamel in specified color.
- **Protective Coatings** - Grey epoxy, eisenheiss, or heresite.

Line	Qty.	Model	Throat I.D. A x B	Hood Height. E	Overall Height F	O.D. Hood C x D	O.D. Curb Cap A + 8" & B + 8"	OPTIONS				Additional Specifications
								Auto BDD	Mtr BDD	Spec. Screens	Spec. Coatings	
1												
2												
3												
4												
5												

ACCESSORY ITEMS					1	2	3	4	5	ACCESSORY ITEMS					1	2	3	4	5
<input type="checkbox"/>										<input type="checkbox"/>									
<input type="checkbox"/>										<input type="checkbox"/>									
<input type="checkbox"/>										<input type="checkbox"/>									
<input type="checkbox"/>										<input type="checkbox"/>									
<input type="checkbox"/>										<input type="checkbox"/>									

Project: _____ Submitted: _____
 Customer: _____ Approved: _____
 Location: _____