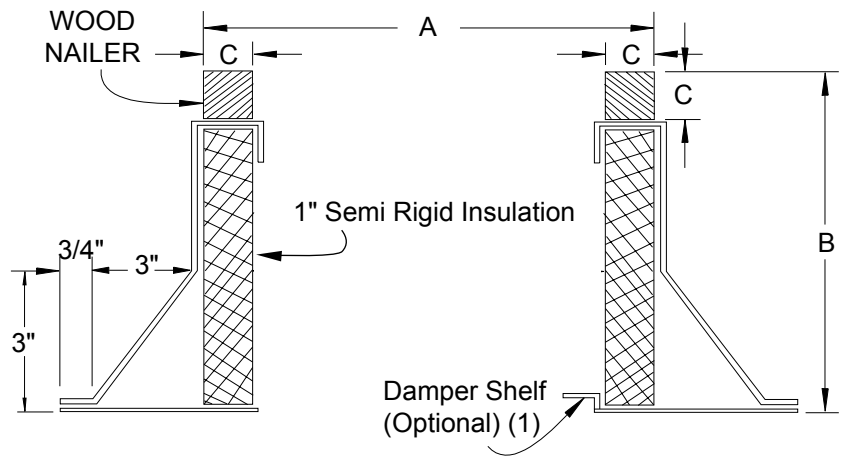




P: 866.733.0233  
www.solerpalaucanada.com

# INSULATED CANTED ROOF CURB FOR GRAVITY HOODS



"B" Curb Height - 12" STD

"C" Wood Nailer - 1 1/2" Sq

### OPTIONS

1. Damper Shelf
2. Insulation retainers - solid or screen type
3. Burglar Bars - 1/2" diameter on 6" centers.
4. Finishes - baked or air-dried enamel or epoxy.
5. Heights: 8, 12, 16, 18, 20, 24" or special heights.
6. Single pitch or double pitch.
7. Aluminum construction.
8. Standard curb is "RF" roof over type. ("SF" available upon request)

Fan Size	Dimensions (in.)		
	RCXII Spun	RLX Louvered	Gravity Hoods BGH/AGH
4	-	Curb Cap minus 1 1/2"	Throat Size plus 7"
6	14 3/4		
8	14 3/4		
10	22 1/4		
12	22 1/4		
14	22 1/4		
15	-		
16	22 1/4		
18	27 3/4		
20	27 3/4		
24	33 3/4		
26	33 3/4		
30	40 3/4		
33	40 3/4		
36	40 3/4		
42	-		
48	-		

1. Damper shelf opening to be 1" less than damper size. Shelf must be specified if required.
2. All curbs are 18 gauge G-90 galvanized steel with continuous seams.
3. Curb extensions - add 1" to "A" dimension.

### ROOF OPENING

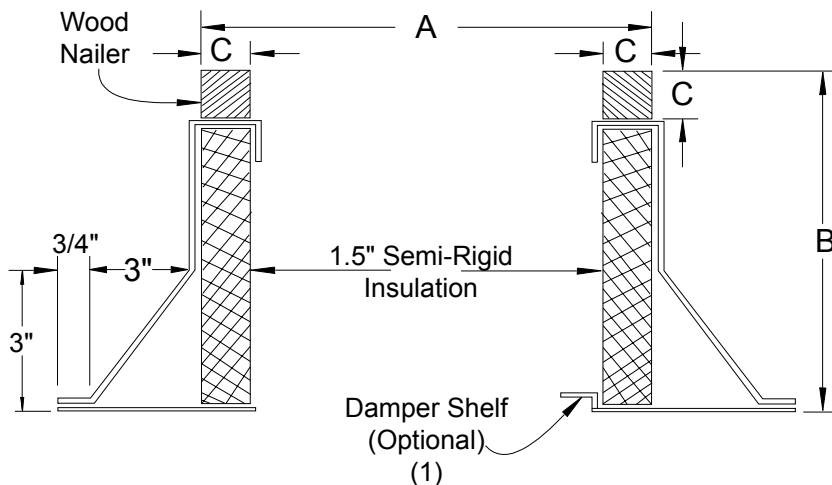
Curb O.D. (A Dimension)  
Less 3.25 inches

ACCESSORY ITEMS	1	2	3	4	5	ACCESSORY ITEMS	1	2	3	4	5
<input type="checkbox"/>						<input type="checkbox"/>					
<input type="checkbox"/>						<input type="checkbox"/>					
<input type="checkbox"/>						<input type="checkbox"/>					
<input type="checkbox"/>						<input type="checkbox"/>					
<input type="checkbox"/>						<input type="checkbox"/>					



P: 866.733.0233  
www.solerpalaucanada.com

# INSULATED CANTED ROOF CURB NON-PROPELLER PRODUCTS



**OPTIONS:**

1. Damper Shelf.
2. Metal Liner - solid or screen type.
3. Burglar bars - 1/2" dia. on 6" centers.
4. Finishes - baked or air-dried enamel or epoxy.
5. Heights: 8, 12, 16, 18, 20, 24" or special heights.
6. Single pitch or double pitch.
7. Aluminum construction.
8. Standard curb is "RF" roof over type.  
("SF" available upon request)

FAN SIZE	"A" OD (Square) CURB				DB		"B" CURB HEIGHT	"C" WOOD NAILER
	TXB	TXD	RCXII	RED / LPD	FAN SIZE	CURB OD "A"		
6	-	14-3/4	14-3/4	14-3/4	6	14-3/4	12" STD	1-1/2" Sq
8	14-3/4	14-3/4	14-3/4	14-3/4	8	14-3/4		
10	14-3/4	14-3/4	22-1/4	14-3/4	9	14-3/4		
12	22-1/4	22-1/4	22-1/4	22-1/4	11	22-1/4		
14			22-1/4					
15	22-1/4	22-1/4	-	22-1/4	12	22-1/4		
16			22-1/4					
18	27-3/4	-	27-3/4	-	14	22-1/4		
20	-	-	27-3/4	-	16	22-1/4		
24	33-3/4	-	33-3/4	-	18	27-3/4		
26	-	-	33-3/4	-	20	27-3/4		
30	40-3/4	-	40-3/4	-	24	33-3/4		
33	-	-	40-3/4	-	30	40-3/4		
36	40-3/4	-	40-3/4	-	36	40-3/4		
42	53-1/4	-	-	-	42	53-1/4		
48	53-1/4	-	-	-	48	53-1/4		

1. Damper shelf opening to be 1" less than damper size. Shelf must be specified if required.
2. All curbs are 18 gauge G-90 galvanized steel with continuous seams.
3. See current curb submittal for all propeller fan roof curbs.

**ROOF OPENING**  
Curb O.D. (A Dimension) Less 3.25 inches

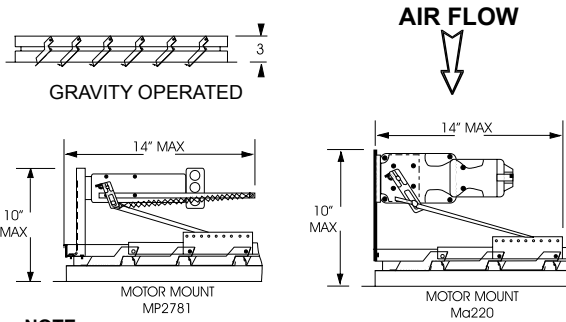
ACCESSORY ITEMS	1	2	3	4	5	ACCESSORY ITEMS	1	2	3	4	5
<input type="checkbox"/>						<input type="checkbox"/>					
<input type="checkbox"/>						<input type="checkbox"/>					
<input type="checkbox"/>						<input type="checkbox"/>					
<input type="checkbox"/>						<input type="checkbox"/>					

Project: \_\_\_\_\_ Submitted: \_\_\_\_\_  
 Customer: \_\_\_\_\_ Approved: \_\_\_\_\_  
 Location: \_\_\_\_\_

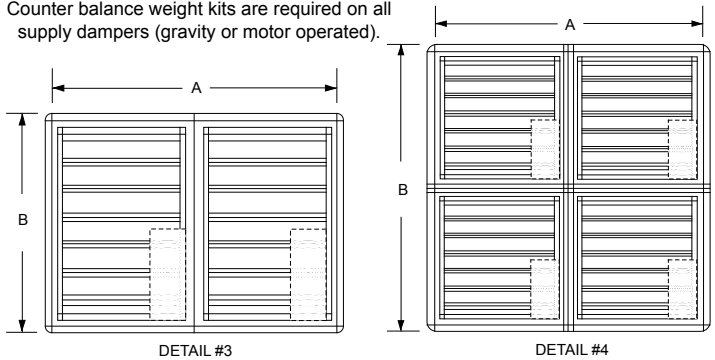


P: 866.733.0233  
www.solerpalaucanada.com

# BACKDRAFT DAMPERS FOR ROOF MOUNTED SUPPLY FANS



**NOTE**  
Counter balance weight kits are required on all supply dampers (gravity or motor operated).



## PLAN VIEW (TOP)

### STANDARD SPECIFICATIONS:

- Maximum Face Velocity: 3000 fpm.
- Temperature limits: -40°F to 200°F (-40°C to 94°C)
- Minimum Size: 8 x 8
- Size: Single section: 42 x 64 Max W/H  
Multiple section assembly - Unlimited size.
- Frame: 20 gauge galvanized steel.
- Blades: .025 thick aluminum.
- HD 28 gauge galvanized steel.

Seals: Extruded vinyl mechanically locked into blades.

Axles: Stainless Steel.

Linkage: Stainless steel pins, galvanized steel tie bar.

Finish: Mill.

### NOTES:

- Do not mount fan less than 12 inches from the shutter.
- Motors available in 24V, 120V, 240V & 440V.
- Dampers shipped in individual cartons.
- Motors and spring kits ship separately.
- Center-pivoted dampers must be used on reversible fans.
- Multiple section assemblies may require bracing support the weight of the assembly and to hold against system pressure. **BRACING SUPPLIED BY OTHERS.**
- Multiple section dampers are factory joined (except 72" and larger).

**CAUTION:** Motor kits are not suitable for use in explosive or flammable areas or airflows.

FAN SIZE	CENTRIFUGAL ROOF FANS				PROP ROOF FANS		ARS A Sq	MOTOR TYPE		PANELS (DETAIL)
	LSF, CSF & KSF		RCXII		HRSB, HRSBF, HRSD, HRSDF			TYPE	QTY	
	A Sq SIZE	B Sq OD FLANGE	A Sq SIZE	B Sq OD FLANGE	A Sq SIZE	B Sq OD FLANGE				
6 or 8	-	-	8	10-1/2	-	-	-	MP2781	1	1
9	16	18-1/2	-	-	-	-	-	MP2781	1	1
10	20	22-1/2	8	10-1/2	-	-	14	MP2781	1	1
12	20	22-1/2	15	17-1/2	-	-	18	MP2781	1	1
15	24	26-1/2	15	17-1/2	-	-	-	MP2781	1	1
16	-	-	-	-	-	-	22	MP2781	1	1
18	27	29-1/2	21	23-1/2	-	-	-	MP2781	1	1
20	42	44-1/2	21	23-1/2	-	-	26	MP2781	1	1
24/26	-	-	27	29-1/2	26	28-1/2	-	MP2781	1	1
30/33	-	-	34	36-1/2	32	34-1/2	-	MP2781	1	1
36	-	-	34	36-1/2	38	40-1/2	-	MP2781	1	1
42	-	-	-	-	44	46-1/2	-	MA220	1	2
48	-	-	-	-	50	52-1/2	-	MA220	1	2
54	-	-	-	-	56	58-1/2	-	MA220	1	2
60	-	-	-	-	62	65-1/2	-	MA220	1	2
72	-	-	-	-	76	78-1/2	-	MP2781	4	4

Heavy Duty Dampers required on all units with 7 1/2HP motors and above.

ACCESSORY ITEMS	1	2	3	4	5	ACCESSORY ITEMS	1	2	3	4	5
<input type="checkbox"/>						<input type="checkbox"/>					
<input type="checkbox"/>						<input type="checkbox"/>					
<input type="checkbox"/>						<input type="checkbox"/>					
<input type="checkbox"/>						<input type="checkbox"/>					

Project: \_\_\_\_\_ Submitted: \_\_\_\_\_  
 Customer: \_\_\_\_\_ Approved: \_\_\_\_\_  
 Location: \_\_\_\_\_